

IE² Partnership Contract

Come now the Camden County Board of Education (Local Board) and the State Board of Education (State Board) and enter into this contract (the Contract) on the 1st day of July 2015.

WHEREAS, pursuant to O.C.G.A. § 20-2-81, the Local Board has developed a five-year strategic plan (Strategic Plan), attached hereto as Exhibit A, for improving the performance of its schools;

WHEREAS, the Local Board has proposed a Contract reflecting its Strategic Plan for each of its schools including components for flexibility, accountability, and consequences, as contemplated by state law;

WHEREAS, the Local Board has provided the Georgia Department of Education (GaDOE) with current performance and demographic data for each of its schools;

WHEREAS, the Local Board has proposed a performance template for each of its elementary, middle and high schools (School Plans);

WHEREAS, the Local Board has held a public hearing on May 26, 2015, as provided by state law; and

WHEREAS, pursuant to O.C.G.A. § 20-2-82, the Local Board has entered into negotiations with the GaDOE in consultation with the Governor's Office of Student Achievement (GOSA) concerning its contract,

NOW, THEREFORE, in consideration of the promises, benefits and duties contained herein, the sufficiency and adequacy of which is hereby acknowledged, the parties agree as follows:

1. Local Board. The Local Board agrees that, in exchange for the flexibility outlined in Exhibit B, it will achieve the accountability goals detailed in Exhibit C. The accountability goals for each school will also be reflected in the attached individual School Plans: Exhibit E for elementary schools; Exhibit F for middle schools and Exhibit G for high schools. The Local Board further agrees that if a school fails to meet its accountability goals as set forth in Exhibit C, the Local Board will implement no later than the date specified herein the consequences outlined in Exhibit D. The Local Board further agrees to cooperate with GOSA as it monitors the performance of the schools under its jurisdiction.
2. Governor's Office of Student Achievement (GOSA). In accordance with state law, GOSA will monitor each of the Local Board's schools with regard to its progress toward meeting its intermediate and five-year academic accountability goal as outlined in Exhibit C. Schools meeting the equivalent of three years' of targeted improvement as outlined in Exhibits C, E, F and G, will be deemed as meeting the accountability requirements of this Contract. If any district school is not in compliance with this goal, then GOSA will

notify the State Board and the GaDOE accordingly. Additionally, GOSA will monitor district performance on the operational accountability goals as outlined in Exhibit C. If the school district is not in compliance with these goals, then GOSA will notify the State Board and the GaDOE accordingly.

Because of the need to establish school baseline data based upon Georgia's new assessment system, GOSA will work with Local Board staff to develop CCRPI targets for each school using the accountability metrics detailed in Exhibit C following receipt by GOSA of school-level CCRPI without Challenge Points from the GaDOE. Local Board will then provide to the GaDOE updated Exhibits E, F and G reflecting the appropriate targets for each school and these Exhibits shall be automatically amended into the contract, replacing the earlier Exhibits.

3. Georgia Department of Education (GaDOE). The GaDOE shall provide support to the Local Board's schools that are not high-performing in accordance with State Board Rule 160-7-1-.04 Accountability System Awards and Consequences.
4. Term of Contract. This Contract will be based upon a term of five (5) years of performance accountability allowing seven years of district flexibility for the purpose of setting school benchmarks initially and then again to allow GOSA to finalize Year Five performance results, since CCRPI data for Year Five will not be available until the following year. The additional year at the end of the contract also ensures the implementation of consequences.
5. Contract Extensions. This Contract may be extended on an annual basis beyond the Initial Term if the Local Board successfully meets the terms of the Contract for at least three or more years as determined by the State Board.

6. Contract Renewal. Prior to the end of the Contract Term, the Contract may be amended and renewed for up to five additional years. Renewal is conditional upon a Local Board's satisfactory compliance with the terms of this Contract as determined by the State Board.
7. Amendments. No amendment, change, or modification to this Contract will be binding upon the parties unless such amendment, change, or modification is made in writing as an amendment to this Contract and duly executed by all parties. In accordance with state law, the terms of this Contract may be amended only due to unforeseen circumstances as determined by the State Board of Education or as otherwise permitted by law.
8. Incorporation of Documents. The Local Board has adopted a Strategic Plan, Exhibit A. The flexibility, accountability and consequences components of this contract are outlined in Exhibits B, C and D. For each school under the direct jurisdiction of the Local Board, except for charter schools, a School Plan has been provided as Exhibits E, F, and G. Exhibits A, B, C, D, E, F, and G are hereby each incorporated by reference into this contract. In the event of any inconsistency or conflict concerning any provisions of the Contract including exhibits, any such inconsistency or conflict shall be resolved as follows:
 - (a) First, by giving preference to the terms of the Contract (without exhibits);
 - (b) Second, by giving preference to Exhibits B, C, and D;
 - (c) Third, by giving preference to Exhibits E, F and G; and
 - (d) Fourth, by giving preference to Exhibit A.
9. Termination. The State Board may terminate this contract upon ninety (90) days written notice to the other party for reasonable cause. This Contract shall terminate automatically upon execution by all parties of a new partnership contract.

10. Authority. Each party represents and warrants that it has the authority to enter into this Contract and that its governing body has authorized, by proper action, the execution and delivery of the Contract. Each party represents that there is no litigation or proceeding pending or, to its knowledge, threatened against it having a material adverse effect on the right of the party to execute this Contract or the ability of the party to comply with any of its obligations under this Contract.
11. Venue and Governing Law. Any action brought by one party to this Contract against the other party shall be brought in the Superior Court of Fulton County and this Agreement will be governed by and construed in accordance with Georgia law.
12. Headings. The headings in this Contract have been inserted for convenience of reference and shall not affect, expand, or restrict the terms or conditions hereof.
13. Waiver. No party will be deemed to have waived any provisions of the Contract unless such waiver is made explicit in writing and signed by the party waiving such provision. No waiver shall be deemed to be a continuing waiver unless so stated in writing.
14. Waiver of Law and Rule – Notwithstanding any provision to the contrary, this contract shall not be construed to waive or approve variances of any federal, state and local rules, regulations, court orders, and statutes as provided by O.C.G.A. § 20-2-82(e).
15. Assignment. This Contract shall not be assigned or transferred unless consented to in writing by the State Board.
16. Notices. Any notice to be made by either party to the other shall be sufficiently made if delivered in hand, or three (3) calendar days after posting, if sent by registered or certified mail, return receipt requested, to a party hereto at the address set forth below or such other address as a party may designate by notice hereto.

17. Annual Review. Local Board staff will work cooperatively with GOSA in consultation with the GaDOE in monitoring of the accountability portion of this contract. Monitoring will include evaluating each school's progress toward meeting its performance accountability goals. Significant changes in student populations will be considered by GOSA at the end of the contract year and may initiate the review of subsequent performance goals. Further, GOSA may adopt a policy allowing for a second look at school performance to inform its evaluation.
18. Consequences. Should one or more schools or the school district subject to this contract be deemed out of compliance by GOSA and the State Board as provided by law or rule, the Local Board agrees to adopt or implement in a timely manner the appropriate consequence(s) as outlined on Exhibit D. "In a timely manner" means before June 30, 2023, unless the contract is extended or renewed.
19. Effective Dates for Contract Provisions. This contract shall become effective on July 1, 2016 and, unless extended or renewed, will end on June 30, 2023. The performance accountability provisions of this contract will become effective July 1, 2016 and end on June 30, 2021.
20. Time. Time is of the essence for this Contract.
21. Execution in Counterparts. This Contract may be executed in multiple counterparts which, when taken together, will constitute one agreement. Copies of this Agreement will be equally binding as originals and faxed or scanned and emailed counterpart signatures will be sufficient to evidence execution.

22. Entire Agreement. This Contract constitutes the entire agreement between the parties and supersedes any prior understanding or representation of any kind preceding the date of this agreement.

FOR DEPARTMENT:

Attention: Garry McGiboney
Deputy Superintendent for Policy and External Affairs
Georgia Department of Education
205 Jesse Hill Jr. Drive,
2053 Twin Towers East
Atlanta, Georgia 30334
Phone: 404-657-2965
Fax: 404-656-0966

FOR LOCAL EDUCATIONAL AGENCY:


Mr. Herbert Rowland, Chairman
Camden Board of Education
311 S. East Street
Kingsland, Georgia 31548
Phone: 912/729-5687
Fax: 912/729-1489

Dr. William C. Hardin, Superintendent
Camden County School District
311 S. East Street
Kingsland, Georgia 31548
Phone: 912/729-5687
Fax: 912/729-1489


IN WITNESS WHEREOF, the parties state and affirm that they are duly authorized to bind the respected entities below as of the day and year indicated.


GEORGIA DEPARTMENT OF EDUCATION



Helen Odom Rice, Chairperson, State Board of Education


Richard Woods, State Superintendent of Schools

PUBLIC SCHOOL DISTRICT


Mr. Herbert Rowland, Chairman, Camden Board of Education


Dr. William C. Hardin, Superintendent, Camden Board of Education



2014-2015 Strategic Plan

311 South East Street Kingsland, GA 31548 Phone: 912-729-5687 www.camden.k12.ga.us

Motivate, Inspire, Challenge

Camden County Schools Five Strategic Focus Areas

| Focus Area 1: | Focus Area 2: | Focus Area 3: | Focus Area 4 | Focus Area 5 |
|----------------------------------|---|---|--|--|
| <i>High Academic Achievement</i> | <i>Quality Teachers, Administrators and Staff</i> | <i>Supportive Learning Environments</i> | <i>Effective, Efficient Operations</i> | <i>Strong Parental and Community Support</i> |

VISION

KEY STRATEGIES 2014-2021

TARGETS 2014-2021

| | | | |
|--|--|-------------------|-------|
| <p>The Camden County School System graduates all students prepared to achieve lifelong goals and to contribute to society.</p> <p>PURPOSE</p> <p>We will ensure educational excellence in a safe and nurturing environment where all students reach their potential and become productive citizens.</p> | <ul style="list-style-type: none"> Create innovative learning opportunities that emphasize higher-order thinking/problem-solving. Recruit highly qualified personnel and provide professional learning aligned with student needs. Create a supportive learning environment that focuses on positive discipline. Secure material resources including technology that maximize learning. Increase community and post-secondary partnerships to promote higher student achievement. | Grad Rate (5 yr.) | 89% |
| | | Grad Rate (4 yr.) | 88% |
| | | ES CCRPI | 84.57 |
| | | MS CCRPI | 81.86 |
| | | HS CCRPI | 86.9 |
| | | | |

CORE BELIEFS

Everyone can learn.

Accountability is essential and applies to everyone.

Effective operations are essential to a safe, nurturing learning environment.

Education through a rigorous and relevant curriculum is a foundation for success.

The willingness to engage in the process of continuous improvement is necessary for progress.

Education is the shared responsibility of the school system, students, parents, and community.

Diversity of people, resources, and programs enriches and strengthens our learning environment.

Students have the right to highly qualified, motivated, and talented teachers and staff members who maintain high expectations.

S.W.O.T. Analysis: Summary of Strengths, Weaknesses, Opportunities, and Threats

| Strengths | Weaknesses | Opportunities | Threats |
|--|--|--|---|
| <ul style="list-style-type: none"> Quality Staff Community Support & Trust Diverse Student Body | <ul style="list-style-type: none"> Increased class sizes Loss of Fine Arts programs at elementary level Reduced resources | <ul style="list-style-type: none"> Implementation of new GSE curriculum ESEA Waiver (CCRPI) Implementation of Career Pathways | <ul style="list-style-type: none"> Continued reduction in state/local funding Continued weak economy Decreased local control |

Exhibit B – Flexibility Component of Contract

For the Camden County School District

Under O.C.G.A. § 20-2-80 and SBOE Rule 160-5-1-.33, The Camden County School District is seeking flexibility for all its schools from the following state statutes and associated rules in exchange for greater accountability (as outlined in the IE² Partnership Contract) over the life of a five-year contract which allows for six years of flexibility between the Camden County School District Board of Education and the Georgia State Board of Education, except as prohibited by O.C.G.A. § 20-2-82(e).

Academic Program Flexibility:

- Graduation Requirements for the purpose of substitution of equivalent or higher level requirements which will assist students in acquiring the knowledge and skills necessary to be successful as they continue their education at the postsecondary level and/or enter the workforce (SBOE Rule 160-4-2-.48)
- Middle School Program Criteria (O.C.G.A. § 20-2-290)
- Early Intervention Program (O.C.G.A. § 20-2-153)
- Remedial Education Program (O.C.G.A. § 20-2-154, O.C.G.A. § 20-2-154.1)
- Language Assistance: Program for Limited English Proficient (LEP) Students (O.C.G.A. § 20-2-156)
- Education Program for Gifted Students except to the extent it relates to funding (O.C.G.A. § 20-2-151, O.C.G.A. § 20-2-161)
- School Day and School Year for Students and Employees (O.C.G.A. § 20-2-151, O.C.G.A. § 20-2-160(a), O.C.G.A. § 20-2-168(c))
- Comprehensive Health and Physical Education Program except as prohibited by O.C.G.A. § 20-2-82(e) (SBOE Rule 160-4-2-.12)
- Promotion and Retention (O.C.G.A. § 20-2-283)
- Instructional Extension (O.C.G.A. § 20-2-184.1)
- School Attendance, Compulsory Attendance as it relates to the attendance protocol (O.C.G.A. § 20-2-690.2)
- Statewide Passing Score (SBOE Rule 160-4-2-.13(2)(a) and (2)(c))

Human Resources Flexibility:

- Class size/Staffing (O.C.G.A. § 20-2-182)
- Certification Requirements (O.C.G.A. § 20-2-200)
- Personnel Required (SBOE Rule 160-5-1-.22)
- Employment/Conditions of Employment (O.C.G.A. § 20-2-218)

Finance Flexibility:

- Minimum Direct Classroom Expenditures/Expenditure Controls (O.C.G.A. § 20-2-171)
- QBE Financing except to the extent it relates to funding (O.C.G.A. § 20-2-161)
- Categorical Allotment Requirements, Article 6 of Chapter 2 of Title 20 (O.C.G.A. § 20-2-167, O.C.G.A. § 20-2-183 to 20-2-186)

STRATEGIC WAIVERS SCHOOL SYSTEM (SWSS) CONTRACT AMENDMENT

This amendment hereinafter referred to as "Amendment #1" is made and entered into by and between the State Board of Education and the Camden County Board of Education.

WHEREAS, the aforementioned parties entered into a SWSS contract on or about July 2016 for the operation of a Strategic Waivers School System; and,

WHEREAS, the aforementioned parties sought to maximize academic and financial accountability.

NOW THEREFORE, the parties hereto mutually agree that:

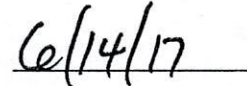
Exhibit B of the SWSS contract shall be revised to add the following waivers:

- School Attendance, Compulsory Attendance as it relates to the attendance protocol (O.C.G.A. § 20-2-690.2)
- Statewide Passing Score (SBOE Rule 160-4-2-.13(2)(a) and (2)(c))

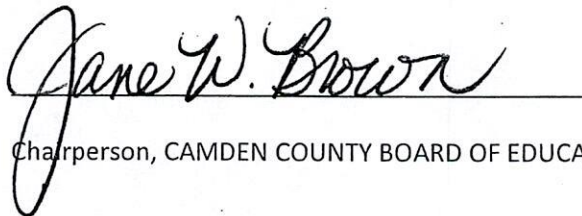
Except as amended herein, all other terms and conditions of the SWSS contract, and subsequent amendments to the SWSS contract, if any, shall remain in full force and effect.



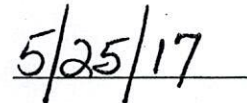
Chairperson, STATE BOARD OF EDUCATION



(Date)



Chairperson, CAMDEN COUNTY BOARD OF EDUCATION



(Date)

Exhibit C – Accountability Component of Contract For the Camden School District

The State Board shall hold the Camden School District accountable for the performance of the academic goal listed below.

Goal 1: Each Camden School District school will demonstrate proficiency and/or improvement on the CCRPI.

2015-16 - Baseline Year for 2016-17.

For 2016-17

Measure 1: School performance goals were set for 2017 so that an individual school shall increase its CCRPI score (without Challenge Points) by 3% of the gap between the baseline year CCRPI score (without Challenge Points) and 100. Baseline year was 2015-16.

OR

Measure 2: An individual school with an initial CCRPI score (without Challenge Points), performing in the top quartile of the state within each grade cluster shall remain at or above the top quartile threshold established in the baseline year. Baseline year was 2015-16.

OR

Measure 3: If a school failed to meet its CCRPI target score, the school will be deemed as meeting its yearly performance target if the school is determined to be “beating the odds” through an analysis that compares the school’s CCRPI to its expected performance as determined by the “beating the odds” model developed in partnership between GOSA and the GaDOE.

2017-18 - Baseline Year for 2018-19 through 2020-21. This year will not count for or against a district.

For 2018-19 through 2020-21

Measure 1: School performance goals will be set so that for each year from 2018-2019 through 2020-21, an individual school shall increase its CCRPI score by 3% of the gap between the baseline year CCRPI score and 100. Baseline year is 2017-18.

OR

Measure 2: An individual school with an initial CCRPI score, performing in the top quartile of the state within each grade cluster shall remain at or above the top quartile threshold established in the baseline year. Baseline year is 2017-18.

OR

Measure 3: If a school fails to meet its CCRPI target score, the school will be deemed as meeting its yearly performance target if the school is determined to be “beating the odds” through an

Exhibit D – Consequences Component of Contract

For the Camden School District

Sanctions and interventions for nonperforming schools: The schedule of sanctions and interventions shall be designed to ensure that the local school system sufficiently addresses the achievement deficiencies at all non-performing schools under the local school system's management and control. Such sanctions and interventions shall be at the recommendation of GOSA and shall include the following:

In accordance with O.C.G.A. § 20-2-84.1, Camden School District will employ the following interventions or sanctions at all non-performing schools under the Camden School District's local management and control. The sanctions and interventions shall include the following:

(a) If based upon the review of the 2016-2017 performance data, a school has not made sufficient progress toward meeting the articulated academic goals, a school improvement plan will be incorporated into the annual school strategic planning process and implemented by August 2018 (based upon review of 2016-2017 data). The school improvement plan will address the specific achievement deficiencies including a targeted plan to address the deficiencies. The school improvement plan and the targeted plan will be approved and monitored by the district throughout the academic year. The district will submit the school improvement plan to GOSA.

(b) If based upon the review of 2018-2019 performance data, a school has not met the articulated academic goals, a school improvement plan will be incorporated into the annual school strategic planning process and implemented by August 2020 (based upon review of 2018-2019 data). The school improvement plan will address the specific achievement deficiencies including a targeted plan to address the deficiencies. The school improvement plan and the targeted plan will be approved and monitored by the district throughout the academic year. The district will submit the school improvement plan to GOSA.

(c) If based upon the review of 2019-2020 performance data, a school has not achieved three years of growth in the articulated academic goals, the Camden School District will apply direct school management support and intensive teacher development support as outlined in the jointly developed school improvement plan between the school leadership and district leadership staff. Implementation of the school improvement plan will occur no later than August 2021 (based upon review of 2019-2020 data) and will be monitored by the school system. The district will submit the school improvement plan to GOSA.


(d) If based upon the review of the 2020-2021 performance data, a school has not achieved three years of growth in the articulated academic goals, the Camden School District will apply, in the 2022-2023 school year, the consequences recommended by GOSA and approved by the State Board of Education.

School Data Component - Elementary

Name of School: Crooked River Elementary School
Street Address: 3570 Charlie Smith Sr. Hwy
City, State Zip St. Marys, GA 31558
GaDOE Facility Code: 620 - 0187
Designated School Contact Person:
Name: Dr. Sheila Sapp
Title: Principal
Telephone: 912-673-6995
Fax: 912-882-2761
Email Address: ssapp@camden.k12.ga.us
Grades Served By School: K - 5

School Demographic Trend Data by Student Group - Elementary

| Crooked River Elementary School | School Year | | | |
|-----------------------------------|-------------|---------|---------|---------|
| | 2011-12 | 2012-13 | 2013-14 | 2014-15 |
| Student Enrollment | 518 | 551 | 541 | 522 |
| American Indian | 0.4% | 0.7% | 0.6% | 0.4% |
| Asian | 1.7% | 0.9% | 0.7% | 1.0% |
| Black | 23.6% | 24.5% | 22.0% | 21.5% |
| Hispanic | 11.4% | 8.9% | 11.5% | 10.2% |
| Pacific Islander | 0.4% | 0.5% | 0.6% | 0.0% |
| Two or More Races | 6.6% | 6.5% | 7.4% | 6.9% |
| White | 56.0% | 57.9% | 57.3% | 60.2% |
| ESOL: Percent Enrolled | 1.6% | 1.5% | 0.7% | 1.3% |
| SWD: Percent Enrolled | 12.8% | 13.8% | 15.18% | 16.6% |
| ED: Percent Eligible | 53.2% | 56.6% | 56.4% | 52.3% |
| Average Student Attendance | 95.9% | 95.2% | 95.5% | 95.6% |



College and Career Ready Performance Index (CCRPI)

Richard Woods Georgia's School Superintendent




| School: Crooked River Elementary School 0187 | CCRPI Score | Sum of Achievement, Progress Achievement Gap, and Challenge Points | | | | |
|--|----------------|--|-----------------|------------------------|------------------------------|--------------------------|
| | | Achievement Points | Progress Points | Achievement GAP Points | Challenge Points | |
| | | | | | ED/EL/SWD Performance Points | Exceeding the Bar Points |
| CCRPI 2012 | 84.1 | 50.7 | 18.1 | 9 | 6.3 | 0 |
| | | | | | 6.3 | |
| CCRPI 2013 | 85.4 | 52.6 | 18.8 | 8 | 5.5 | 0.5 |
| | | | | | 6 | |
| CCRPI 2014 | 83.5 | 53.4 | 17.2 | 9 | 3.9 | 0 |
| | | | | | 3.9 | |

School Data Component - Elementary

Name of School: David L. Rainer Elementary School
Street Address: 850 May Creek Dr
City, State Zip Kingsland, GA 31548
GaDOE Facility Code: 620 - 0195
Designated School Contact Person:
Name: Dr. Deborah Milstead
Title: Principal
Telephone: 912-729-9071
Fax: 912-576-8991
Email Address: dmilstead@camden.k12.ga.us
Grades Served By School: K - 5

School Demographic Trend Data by Student Group - Elementary

| David L. Rainer Elementary School | School Year | | | |
|-----------------------------------|-------------|---------|---------|---------|
| | 2011-12 | 2012-13 | 2013-14 | 2014-15 |
| Student Enrollment | 587 | 473 | 472 | 438 |
| American Indian | 0.3% | 0.0% | 0.2% | 0.0% |
| Asian | 2.0% | 1.5% | 0.8% | 1.1% |
| Black | 25.2% | 19.7% | 23.3% | 22.1% |
| Hispanic | 5.5% | 8.2% | 6.6% | 7.1% |
| Pacific Islander | 0.0% | 0.8% | 0.8% | 0.5% |
| Two or More Races | 7.5% | 8.2% | 7.8% | 7.8% |
| White | 59.5% | 61.5% | 60.4% | 61.4% |
| ESOL: Percent Enrolled | 0.2% | 0.2% | 0.0% | 0.6% |
| SWD: Percent Enrolled | 15.7% | 14.1% | 16.7% | 16.4% |
| ED: Percent Eligible | 59.2% | 59.8% | 64.7% | 64.0% |
| Average Student Attendance | 95.8% | 95.2% | 95.7% | 95.8% |



College and Career Ready Performance Index (CCRPI)

Richard Woods Georgia's School Superintendent




| School: David L. Rainer Elementary School 0195 | CCRPI Score | Sum of Achievement, Progress Achievement Gap, and Challenge Points | | | | |
|--|----------------|--|-----------------|------------------------|------------------------------|--------------------------|
| | | Achievement Points | Progress Points | Achievement GAP Points | Challenge Points | |
| | | | | | ED/EL/SWD Performance Points | Exceeding the Bar Points |
| CCRPI 2012 | 76.6 | 48.4 | 15.9 | 6 | 6.3 | 0 |
| | | | | | 6.3 | |
| CCRPI 2013 | 90.2 | 51.1 | 18.2 | 15 | 5.9 | 0 |
| | | | | | 5.9 | |
| CCRPI 2014 | 78.1 | 51.1 | 14.1 | 7 | 5.9 | 0 |
| | | | | | 5.9 | |

School Data Component - Elementary

Name of School: Kingsland Elementary School
Street Address: 900 W King St
City, State Zip Kingsland, GA 31548
GaDOE Facility Code: 620 - 0193
Designated School Contact Person:
Name: Charles Curry
Title: Principal
Telephone: 912-729-5246
Fax: 912-729-8431
Email Address: ccurry@camden.k12.ga.us
Grades Served By School: K - 5

School Demographic Trend Data by Student Group - Elementary

| Kingsland Elementary School | School Year | | | |
|-----------------------------------|-------------|---------|---------|---------|
| | 2011-12 | 2012-13 | 2013-14 | 2014-15 |
| Student Enrollment | 414 | 401 | 402 | 397 |
| American Indian | 0.7% | 1.2% | 1.2% | 0.5% |
| Asian | 0.7% | 0.5% | 0.2% | 0.0% |
| Black | 18.4% | 17.5% | 17.4% | 17.1% |
| Hispanic | 2.9% | 4.2% | 4.2% | 5.0% |
| Pacific Islander | 0.7% | 0.7% | 0.7% | 0.8% |
| Two or More Races | 8.2% | 5.5% | 5.7% | 7.6% |
| White | 68.4% | 70.3% | 70.4% | 69.0% |
| ESOL: Percent Enrolled | 0.0% | 0.2% | 0.0% | 0.2% |
| SWD: Percent Enrolled | 14.8% | 15.0% | 13.6% | 15.1% |
| ED: Percent Eligible | 58.1% | 66.2% | 65.3% | 66.5% |
| Average Student Attendance | 95.0% | 94.2% | 95.2% | 94.9% |



College and Career Ready Performance Index (CCRPI)

Richard Woods Georgia's School Superintendent




| School: Kingsland Elementary School 0193 | CCRPI Score | Sum of Achievement, Progress Achievement Gap, and Challenge Points | | | | |
|---|----------------|--|--------------------|---------------------------|------------------------------------|--------------------------------|
| | | Achievement Point | Progress Points | Achievement GAP Points | Challenge Points | |
| | | | | | ED/EL/SWD Performance Points | Exceeding the Bar Points |
| CCRPI 2012 | 84.5 | 49 | 18.4 | 11 | 6.1 | 0 |
| | | | | | 6.1 | |
| CCRPI 2013 | 81.3 | 50.1 | 18.3 | 7 | 5.4 | 0.5 |
| | | | | | 5.9 | |
| CCRPI 2014 | 88.2 | 52.6 | 17.7 | 12 | 5.4 | 0.5 |
| | | | | | 5.9 | |

School Data Component - Elementary

Name of School: Mamie Lou Gross Elementary School
Street Address: 277 Roberts Path
City, State Zip Woodbine, GA 31569
GaDOE Facility Code: 620 - 0100
Designated School Contact Person:
Name: Dr. Darlene Bruce
Title: Principal
Telephone: 912-576-4800
Fax: 912-510-6538
Email Address: dbruce@camden.k12.ga.us
Grades Served By School: K - 5


School Demographic Trend Data by Student Group - Elementary

| Mamie Lou Gross Elementary School | School Year | | | |
|-----------------------------------|-------------|---------|---------|---------|
| | 2011-12 | 2012-13 | 2013-14 | 2014-15 |
| Student Enrollment | 311 | 484 | 452 | 470 |
| American Indian | 0.0% | 0.6% | 0.7% | 0.6% |
| Asian | 1.0% | 0.0% | 0.2% | 0.0% |
| Black | 28.6% | 30.6% | 29.2% | 33.4% |
| Hispanic | 2.9% | 2.3% | 4.9% | 3.8% |
| Pacific Islander | 0.0% | 0.0% | 0.0% | 0.2% |
| Two or More Races | 4.2% | 6.2% | 6.0% | 6.6% |
| White | 63.3% | 60.3% | 59.1% | 55.3% |
| ESOL: Percent Enrolled | 0.3% | 0.0% | 0.0% | 0.6% |
| SWD: Percent Enrolled | 25.4% | 22.0% | 21.0% | 19.5% |
| ED: Percent Eligible | 55.6% | 66.7% | 69.9% | 69.7% |
| Average Student Attendance | 95.6% | 94.6% | 94.8% | 95.0% |



College and Career Ready Performance Index (CCRPI)

Richard Woods Georgia's School Superintendent




| School: | CCRPI Score | Sum of Achievement, Progress Achievement Gap, and Challenge Points | | | | |
|---|----------------|--|--------------------|---------------------------|------------------------------------|--------------------------------|
| | | Achievement Point | Progress Points | Achievement GAP Points | Challenge Points | |
| Mamie Lou Gross Elementary School 0100 | | | | | ED/EL/SWD Performance Points | Exceeding the Bar Points |
| CCRPI 2012 | 80.1 | 49.1 | 18.5 | 9 | 3.5 | 0 |
| | | | | | 3.5 | |
| CCRPI 2013 | 68.9 | 46.1 | 14.8 | 4 | 4 | 0 |
| | | | | | 4 | |
| CCRPI 2014 | 88.1 | 49 | 17.9 | 14 | 7.2 | 0 |
| | | | | | 7.2 | |

School Data Component - Elementary

Name of School: Mary Lee Clark Elementary School
Street Address: 318 Mickler Dr
City, State Zip St. Marys, GA 31558
GaDOE Facility Code: 620 - 0495
Designated School Contact Person:
Name: Dr. Angela McManigal
Title: Principal
Telephone: 912-882-4373
Fax: 912-576-5216
Email Address: amcmanigal@camden.k12.ga.us
Grades Served By School: K - 5

School Demographic Trend Data by Student Group - Elementary

| Mary Lee Clark Elementary School | School Year | | | |
|-----------------------------------|-------------|---------|---------|---------|
| | 2011-12 | 2012-13 | 2013-14 | 2014-15 |
| Student Enrollment | 527 | 459 | 489 | 495 |
| American Indian | 0.4% | 0.0% | 0.2% | 0.2% |
| Asian | 1.1% | 2.2% | 1.8% | 1.4% |
| Black | 21.8% | 20.9% | 22.1% | 24.8% |
| Hispanic | 6.6% | 8.3% | 7.2% | 7.5% |
| Pacific Islander | 0.0% | 0.0% | 0.0% | 0.0% |
| Two or More Races | 7.6% | 6.1% | 6.3% | 7.3% |
| White | 62.4% | 62.5% | 62.4% | 58.8% |
| ESOL: Percent Enrolled | 0.5% | 0.4% | 1.2% | 0.8% |
| SWD: Percent Enrolled | 13.5% | 15.0% | 16.3% | 14.5% |
| ED: Percent Eligible | 43.5% | 45.0% | 46.0% | 47.7% |
| Average Student Attendance | 96.2% | 95.6% | 96.0% | 95.7% |



College and Career Ready Performance Index (CCRPI)

Richard Woods Georgia's School Superintendent




| School: Mary Lee Clark Elementary School 0495 | CCRPI Score | Sum of Achievement, Progress Achievement Gap, and Challenge Points | | | | |
|---|----------------|--|-----------------|------------------------|------------------------------|--------------------------|
| | | Achievement Points | Progress Points | Achievement GAP Points | Challenge Points | |
| | | | | | ED/EL/SWD Performance Points | Exceeding the Bar Points |
| CCRPI 2012 | 83.7 | 52.5 | 18.5 | 10 | 2.7 | 0 |
| | | | | | 2.7 | |
| CCRPI 2013 | 83.2 | 51.4 | 19.2 | 10 | 2.1 | 0.5 |
| | | | | | 2.6 | |
| CCRPI 2014 | 87.9 | 53.6 | 17.5 | 12 | 4.3 | 0.5 |
| | | | | | 4.8 | |

School Data Component - Elementary

Name of School: Matilda Harris Elementary School
Street Address: 1100 The Lakes Blvd
City, State Zip Kingsland, GA 31548
GaDOE Facility Code: 620 - 0189
Designated School Contact Person:
Name: Dr. Heath Heron
Title: Principal
Telephone: 912-729-2940
Fax: 912-729-2223
Email Address: hheron@camden.k12.ga.us
Grades Served By School: K - 5

School Demographic Trend Data by Student Group - Elementary

| Matilda Harris Elementary School | School Year | | | |
|-----------------------------------|-------------|---------|---------|---------|
| | 2011-12 | 2012-13 | 2013-14 | 2014-15 |
| Student Enrollment | 460 | 469 | 498 | 515 |
| American Indian | 0.4% | 0.2% | 0.2% | 0.2% |
| Asian | 4.1% | 4.1% | 2.8% | 3.3% |
| Black | 20.4% | 21.5% | 21.9% | 23.1% |
| Hispanic | 7.4% | 6.6% | 5.0% | 7.2% |
| Pacific Islander | 0.0% | 0.0% | 0.0% | 0.2% |
| Two or More Races | 7.2% | 9.0% | 9.4% | 8.9% |
| White | 60.4% | 58.6% | 60.6% | 57.1% |
| ESOL: Percent Enrolled | 0.4% | 0.8% | 1.8% | 1.8% |
| SWD: Percent Enrolled | 12.5% | 12.6% | 15.5% | 13.9% |
| ED: Percent Eligible | 39.4% | 42.7% | 43.9% | 43.0% |
| Average Student Attendance | 96.7% | 95.8% | 96.6% | 96.4% |



College and Career Ready Performance Index (CCRPI)

Richard Woods Georgia's School Superintendent



| School: Matilda Harris Elementary School 0189 | CCRPI Score | Sum of Achievement, Progress Achievement Gap, and Challenge Points | | | | |
|---|----------------|--|--------------------|---------------------------|------------------------------------|--------------------------------|
| | | Achievement Point | Progress Points | Achievement GAP Points | Challenge Points | |
| | | | | | ED/EL/SWD Performance Points | Exceeding the Bar Points |
| CCRPI 2012 | 84.5 | 53.2 | 17.2 | 10 | 4.1 | 0 |
| | | | | | 4.1 | |
| CCRPI 2013 | 88.4 | 54.7 | 17.2 | 11 | 5 | 0.5 |
| | | | | | 5.5 | |
| CCRPI 2014 | 87.5 | 54.9 | 16.7 | 11 | 4.4 | 0.5 |
| | | | | | 4.9 | |

School Data Component - Elementary

Name of School: St. Marys Elementary School
Street Address: 600 Osborne St
City, State Zip St. Marys, GA 31558
GaDOE Facility Code: 620 - 0110
Designated School Contact Person:
Name: Rhonda Lee
Title: Principal
Telephone: 912-882-4839
Fax: 912-882-9200
Email Address: rlee@camden.k12.ga.us
Grades Served By School: K - 5

School Demographic Trend Data by Student Group - Elementary

| St. Marys Elementary School | School Year | | | |
|-----------------------------------|-------------|---------|---------|---------|
| | 2011-12 | 2012-13 | 2013-14 | 2014-15 |
| Student Enrollment | 594 | 571 | 571 | 628 |
| American Indian | 0.7% | 0.0% | 0.2% | 0.5% |
| Asian | 0.5% | 0.0% | 0.0% | 0.2% |
| Black | 21.5% | 20.0% | 20.8% | 20.4% |
| Hispanic | 6.1% | 6.0% | 6.5% | 6.7% |
| Pacific Islander | 0.2% | 0.2% | 0.2% | 0.3% |
| Two or More Races | 6.6% | 6.5% | 7.4% | 6.8% |
| White | 64.5% | 67.4% | 65.0% | 65.1% |
| ESOL: Percent Enrolled | 0.3% | 0.5% | 1.3% | 0.9% |
| SWD: Percent Enrolled | 14.6% | 15.0% | 18.6% | 17.8% |
| ED: Percent Eligible | 60.3% | 63.3% | 64.0% | 61.6% |
| Average Student Attendance | 95.8% | 95.1% | 94.9% | 94.7% |




| School: St. Marys Elementary School 0110 | CCRPI Score | Sum of Achievement, Progress Achievement Gap, and Challenge Points | | | | |
|---|----------------|--|--------------------|---------------------------|------------------------------------|--------------------------------|
| | | Achievement Point | Progress Points | Achievement GAP Points | Challenge Points | |
| | | | | | ED/EL/SWD Performance Points | Exceeding the Bar Points |
| CCRPI 2012 | 79.8 | 49.2 | 16.4 | 8 | 6.2 | 0 |
| | | | | | 6.2 | |
| CCRPI 2013 | 87.2 | 52.5 | 16.3 | 12 | 6.4 | 0 |
| | | | | | 6.4 | |
| CCRPI 2014 | 81 | 52.4 | 14.7 | 8 | 5.9 | 0 |
| | | | | | 5.9 | |

School Data Component - Elementary

Name of School: Sugarmill Elementary School
Street Address: 2885 Winding Rd
City, State Zip St. Marys, GA 31558
GaDOE Facility Code: 620 - 0197
Designated School Contact Person:
Name: Nancy Boone
Title: Principal
Telephone: 912-882-8191
Fax: 912-882-8681
Email Address: nboone@camden.k12.ga.us
Grades Served By School: K - 5

School Demographic Trend Data by Student Group - Elementary

| Sugarmill Elementary School | School Year | | | |
|-----------------------------------|-------------|---------|---------|---------|
| | 2011-12 | 2012-13 | 2013-14 | 2014-15 |
| Student Enrollment | 491 | 502 | 508 | 465 |
| American Indian | 0.2% | 0.2% | 0.8% | 0.9% |
| Asian | 2.2% | 3.0% | 2.2% | 1.5% |
| Black | 19.6% | 19.7% | 21.1% | 18.9% |
| Hispanic | 8.1% | 10.4% | 9.4% | 7.1% |
| Pacific Islander | 0.0% | 0.0% | 0.0% | 0.0% |
| Two or More Races | 5.3% | 8.2% | 6.9% | 5.8% |
| White | 64.6% | 58.6% | 59.6% | 65.8% |
| ESOL: Percent Enrolled | 0.4% | 0.4% | 0.4% | 0.4% |
| SWD: Percent Enrolled | 18.4% | 20.0% | 18.2% | 16.0% |
| ED: Percent Eligible | 42.8% | 51.6% | 49.7% | 50.5% |
| Average Student Attendance | 95.5% | 95.3% | 96.0% | 96.1% |




| School: Sugarmill Elementary School 0197 | CCRPI Score | Sum of Achievement, Progress Achievement Gap, and Challenge Points | | | | |
|---|----------------|--|-----------------|------------------------|------------------------------|--------------------------|
| | | Achievement Points | Progress Points | Achievement GAP Points | Challenge Points | |
| | | | | | ED/EL/SWD Performance Points | Exceeding the Bar Points |
| CCRPI 2012 | 77.3 | 49.6 | 15.5 | 7 | 5.2 | 0 |
| | | | | | 5.2 | |
| CCRPI 2013 | 87.9 | 50.3 | 19.7 | 12 | 5.9 | 0 |
| | | | | | 5.9 | |
| CCRPI 2014 | 90.8 | 55.3 | 19.3 | 12 | 4.2 | 0 |
| | | | | | 4.2 | |

School Data Component - Elementary

Name of School: Woodbine Elementary School
Street Address: 495 Broadwood Rd
City, State Zip Woodbine, GA 31569
GaDOE Facility Code: 620 - 0192
Designated School Contact Person:
Name: Dwayne Dimsdale
Title: Principal
Telephone: 912-576-5245
Fax: 912-576-3778
Email Address: ddimsdale@camden.k12.ga.us
Grades Served By School: K - 5


School Demographic Trend Data by Student Group – Elementary

| Woodbine Elementary School | School Year | | | |
|-----------------------------------|-------------|---------|---------|---------|
| | 2011-12 | 2012-13 | 2013-14 | 2014-15 |
| Student Enrollment | 354 | 360 | 352 | 352 |
| American Indian | 0.0% | 0.0% | 0.0% | 0.6% |
| Asian | 0.0% | 0.0% | 0.0% | 0.0% |
| Black | 22.6% | 21.4% | 24.1% | 24.1% |
| Hispanic | 4.0% | 4.2% | 2.0% | 2.8% |
| Pacific Islander | 0.0% | 0.0% | 0.0% | 0.0% |
| Two or More Races | 5.4% | 5.6% | 5.1% | 5.4% |
| White | 68.1% | 68.9% | 68.8% | 67.0% |
| ESOL: Percent Enrolled | 0.0% | 0.0% | 0.0% | 0.0% |
| SWD: Percent Enrolled | 18.3% | 17.7% | 22.0% | 17.7% |
| ED: Percent Eligible | 66.0% | 66.3% | 68.1% | 68.3% |
| Average Student Attendance | 95.9% | 95.0% | 94.7% | 95.2% |



College and Career Ready Performance Index (CCRPI)

Richard Woods Georgia's School Superintendent



| School: Woodbine Elementary School 0192 | CCRPI Score | Sum of Achievement, Progress Achievement Gap, and Challenge Points | | | | |
|--|----------------|--|--------------------|---------------------------|------------------------------------|--------------------------------|
| | | Achievement Point | Progress Points | Achievement GAP Points | Challenge Points | |
| | | | | | ED/EL/SWD Performance Points | Exceeding the Bar Points |
| CCRPI 2012 | 77.5 | 47.8 | 16.4 | 8 | 5.3 | 0 |
| | | | | | 5.3 | |
| CCRPI 2013 | 75.3 | 48.7 | 15.8 | 7 | 3.8 | 0 |
| | | | | | 3.8 | |
| CCRPI 2014 | 79.7 | 49.8 | 14.6 | 10 | 4.8 | 0.5 |
| | | | | | 5.3 | |

School Data Component - Middle

Name of School: Camden Middle School
Street Address: 1300 Middle School Rd
City, State Zip Kingsland, GA 31548
GaDOE Facility Code: 620 - 0182
Designated School Contact Person:
Name: Thomas McClendon
Title: Principal
Telephone: 912-729-3113
Fax: 912-729-7489
Email Address: tmccclendon@camden.k12.ga.us
Grades Served By School: 6 - 8

School Demographic Trend Data by Student Group - Middle

| Camden Middle School | School Year | | | |
|-----------------------------------|-------------|---------|---------|---------|
| | 2011-12 | 2012-13 | 2013-14 | 2014-15 |
| Student Enrollment | 1059 | 1053 | 1030 | 994 |
| American Indian | 0.5% | 0.5% | 0.4% | 0.3% |
| Asian | 1.4% | 1.7% | 2.0% | 2.0% |
| Black | 26.3% | 26.0% | 25.3% | 25.2% |
| Hispanic | 4.1% | 5.1% | 5.1% | 4.4% |
| Pacific Islander | 0.5% | 0.3% | 0.0% | 0.2% |
| Two or More Races | 4.6% | 5.0% | 5.3% | 5.9% |
| White | 62.6% | 61.3% | 61.7% | 62.0% |
| ESOL: Percent Enrolled | 0.2% | 0.5% | 0.5% | 0.5% |
| SWD: Percent Enrolled | 11.1% | 10.5% | 10.5% | 9.4% |
| ED: Percent Eligible | 56.1% | 59.2% | 59.5% | 59.6% |
| Average Student Attendance | 94.8% | 94.9% | 94.7% | 95.1% |




| School: Camden Middle School 0182 | CCRPI Score | Sum of Achievement, Progress Achievement Gap, and Challenge Points | | | | |
|--|----------------|--|--------------------|---------------------------|------------------------------------|--------------------------------|
| | | Achievement Point | Progress Points | Achievement GAP Points | Challenge Points | |
| | | | | | ED/EL/SWD Performance Points | Exceeding the Bar Points |
| CCRPI 2012 | 76.2 | 48 | 16 | 7 | 5.2 | 0 |
| | | | | | 5.2 | |
| CCRPI 2013 | 83.9 | 51 | 17 | 10 | 5.9 | 0 |
| | | | | | 5.9 | |
| CCRPI 2014 | 80.6 | 51.9 | 15.9 | 8 | 4.8 | 0 |
| | | | | | 4.8 | |

School Data Component - Middle

Name of School: St. Marys Middle School
Street Address: 205 Martha Dr
City, State Zip St. Marys, GA 31558
GaDOE Facility Code: 620 - 0105
Designated School Contact Person:
Name: Michael Wooden
Title: Principal
Telephone: 912-882-8626
Fax: 912-882-5473
Email Address: mwooden@camden.k12.ga.us
Grades Served By School: 6 - 8

School Demographic Trend Data by Student Group - Middle

| St. Marys Middle School | School Year | | | |
|-----------------------------------|-------------|---------|---------|---------|
| | 2011-12 | 2012-13 | 2013-14 | 2014-15 |
| Student Enrollment | 945 | 917 | 948 | 974 |
| American Indian | 0.4% | 0.7% | 0.6% | 0.8% |
| Asian | 1.2% | 1.1% | 1.5% | 1.6% |
| Black | 22.1% | 20.3% | 21.9% | 20.7% |
| Hispanic | 7.1% | 7.7% | 8.1% | 9.0% |
| Pacific Islander | 0.0% | 0.0% | 0.1% | 0.2% |
| Two or More Races | 4.9% | 6.4% | 6.0% | 6.0% |
| White | 64.3% | 63.8% | 61.7% | 61.6% |
| ESOL: Percent Enrolled | 0.3% | 0.6% | 0.6% | 0.9% |
| SWD: Percent Enrolled | 9.5% | 9.7% | 9.4% | 10.6% |
| ED: Percent Eligible | 45.2% | 49.0% | 51.2% | 49.5% |
| Average Student Attendance | 95.2% | 95.0% | 95.1% | 95.0% |



College and Career Ready Performance Index (CCRPI)

Richard Woods Georgia's School Superintendent



| School: St. Marys Middle School 0105 | CCRPI Score | Sum of Achievement, Progress Achievement Gap, and Challenge Points | | | | |
|---|----------------|--|--------------------|---------------------------|------------------------------------|--------------------------------|
| | | Achievement Point | Progress Points | Achievement GAP Points | Challenge Points | |
| | | | | | ED/EL/SWD Performance Points | Exceeding the Bar Points |
| CCRPI 2012 | 84.9 | 53 | 18.2 | 9 | 4.7 | 0 |
| | | | | | 4.7 | |
| CCRPI 2013 | 88.2 | 53.5 | 18.3 | 12 | 4.4 | 0 |
| | | | | | 4.4 | |
| CCRPI 2014 | 85.7 | 53.4 | 16.2 | 11 | 5.1 | 0 |
| | | | | | 5.1 | |

School Data Component - High

Name of School: Camden County High School

Street Address: 6300 Laurel Island Pkwy

City, State Zip Kingsland, GA 31548

GaDOE Facility Code: 620 - 0295

Designated School Contact Person:

Name: Dr. John Tucker

Title: Principal

Telephone: 912-729-7318


Fax: 912-729-7627

Email Address: jtucker@camden.k12.ga.us

Grades Served By School: 9 - 12

School Demographic Trend Data by Student Group - High

| Camden County High School | School Year | | | |
|-----------------------------------|-------------|---------|---------|---------|
| | 2011-12 | 2012-13 | 2013-14 | 2014-15 |
| Student Enrollment | 2689 | 2570 | 2460 | 2445 |
| American Indian | 0.4% | 0.4% | 0.4% | 0.8% |
| Asian | 1.0% | 1.2% | 1.1% | 1.6% |
| Black | 25.4% | 25.4% | 24.8% | 25.9% |
| Hispanic | 4.7% | 4.9% | 5.7% | 5.9% |
| Pacific Islander | 0.2% | 0.4% | 0.4% | 0.3% |
| Two or More Races | 5.0% | 5.1% | 5.9% | 5.6% |
| White | 63.2% | 62.6% | 61.7% | 60.4% |
| ESOL: Percent Enrolled | 0.3% | 0.3% | 0.1% | 0.2% |
| SWD: Percent Enrolled | 8.9% | 9.0% | 8.4% | 9.7% |
| ED: Percent Eligible | 41.8% | 42.3% | 45.2% | 46.5% |
| Average Student Attendance | 94.2% | 94.2% | 94.2% | 94.6% |



College and Career Ready Performance Index (CCRPI)

Richard Woods Georgia's School Superintendent



| School: Camden County High School 0295 | CCRPI Score | Sum of Achievement, Progress Achievement Gap, and Challenge Points | | | | |
|---|----------------|--|--------------------|---------------------------|------------------------------------|--------------------------------|
| | | Achievement Point | Progress Points | Achievement GAP Points | Challenge Points | |
| | | | | | ED/EL/SWD Performance Points | Exceeding the Bar Points |
| CCRPI 2012 | 82.8 | 47.8 | 17.8 | 12.5 | 4.2 | 0.5 |
| | | | | | 4.7 | |
| CCRPI 2013 | 87.7 | 49.8 | 19.6 | 13.8 | 4.5 | 0 |
| | | | | | 4.5 | |
| CCRPI 2014 | 86.5 | 51.3 | 18.3 | 12.5 | 4.4 | 0 |
| | | | | | 4.4 | |

Revised Exhibit E, F, and G – Elementary, Middle, and High School Plans

For the Camden County School District

| School Name | Grade Cluster | 2018 CCRPI Baseline Reset Single Score | 2018-2019 Target | 2019-2020 Target | 2020-2021 Target |
|-----------------------------------|---------------|--|------------------|------------------|------------------|
| Camden County High School | H | 88.8 | 80.2 | 80.2 | 80.2 |
| Camden Middle School | M | 76.7 | 77.4 | 78.1 | 78.8 |
| Crooked River Elementary School | E | 74.5 | 75.3 | 76 | 76.8 |
| David L Rainer Elementary School | E | 81.1 | 81.1 | 81.1 | 81.1 |
| Kingsland Elementary School | E | 73.3 | 74.1 | 74.9 | 75.7 |
| Mamie Lou Gross Elementary School | E | 59.6 | 60.8 | 62 | 63.2 |
| Mary Lee Clark Elementary School | E | 74.1 | 74.9 | 75.7 | 76.4 |
| Matilda Harris Elementary School | E | 85.6 | 81.1 | 81.1 | 81.1 |
| Saint Marys Elementary School | E | 85.9 | 81.1 | 81.1 | 81.1 |
| Saint Marys Middle School | M | 90.1 | 80 | 80 | 80 |
| Sugarmill Elementary | E | 73.9 | 74.7 | 75.5 | 76.2 |
| Woodbine Elementary School | E | 84.1 | 81.1 | 81.1 | 81.1 |